



Constant Contact Survey Results

Survey Name: RE-OPENING OF GOLD CANYON UMC - SURVEY 2020

Response Status: Partial & Completed

Filter: None

6/2/2020 9:16 AM MST

*** If you have worshiped online in the past eight weeks, what has been your experience?**

Answer	0%	100%	Number of Response(s)	Response Ratio
Exceeded expectations	<div></div>		264	57.5 %
Met expectations	<div></div>		159	34.6 %
Below expectations	<div></div>		8	1.7 %
I have not worshiped online during social distancing	<div></div>		26	5.6 %
No Response(s)			2	<1 %
Totals			459	100%






*** What has been the BEST thing about our online worship services?**

445 Response(s)

*** What -- if anything -- has been the MOST UNSATISFACTORY or CHALLENGING thing about our online worship services?**

425 Response(s)

✱ After this time of social distancing and online worship, what do you think will be the change to your pattern of worship?

Answer	0%	100%	Number of Response(s)	Response Ratio
In the future, I will worship ONLINE more than I did previously			100	21.7 %
In the future, I will worship IN-PERSON more than I did previously			13	2.8 %
No change; I will return to my former pattern of worship			302	65.7 %
Other			31	6.7 %
No Response(s)			13	2.8 %
Totals			459	100%

✱ Given your current understanding of the spread of the Coronavirus, please check any of the following that would be necessary for you to attend an in-person worship service:

Answer	0%	100%	Number of Response(s)	Response Ratio
Stay-at-Home orders have been lifted	<div><div></div></div>		239	53.9 %
Other public gatherings have resumed (concerts, theaters, sporting events, etc.)	<div><div></div></div>		175	39.5 %
When a vaccine or treatment for COVID-19 becomes widely available	<div><div></div></div>		151	34.0 %
I don't know if I will ever feel comfortable attending public gatherings	<div><div></div></div>		30	6.7 %
Other	<div><div></div></div>		78	17.6 %
Totals			443	100%

* Given your current understanding, when do you PREDICT you might feel comfortable attending in-person worship?

Answer	0%	100%	Number of Response(s)	Response Ratio
Immediately			66	14.3 %
June 2020			50	10.8 %
July 2020			99	21.5 %
August 2020			40	8.7 %
September 2020			56	12.2 %
October 2020			43	9.3 %
November 2020			25	5.4 %
December 2020			9	1.9 %
January 2021			25	5.4 %
February 2021			2	<1 %
March 2021			4	<1 %
April 2021			3	<1 %
Longer than one year from now			25	5.4 %
Never			3	<1 %
No Response(s)			9	1.9 %
Totals			459	100%

* If worship services were offered in mid-July, how comfortable do you think you would feel attending?
1 = Eager, 2 = Comfortable, 3 = Somewhat Cautious, 4 = Very Uncomfortable

	1	2	3	4	Number of Response(s)	Rating Score*
					446	2.7

*The Rating Score is the weighted average calculated by dividing the sum of all weighted ratings by the number of total responses.

***When we resume in-person worship services, how important will the following measures be for you to have a sufficient comfort level?**

1 = Not Important, 2 = Somewhat Important, 3 = Important, 4 = Very Important/Essential

Answer	1	2	3	4	Number of Response(s)	Rating Score*
Socially distanced seating					416	3.1
Greeters do not shaking hands					416	3.3
Masks are required by attendees					416	2.8
Communion not offered by typical method					416	2.9
Nurseries and Children's Sunday School not offered					416	2.2
No passing of items (offering plate, Attendance book)					416	2.9
Phased exit (leaving gradually without crowding)					416	2.9
Hard surfaces wiped down between services					416	2.9
Coffee service discontinued					416	2.5
Temperature checks before entering Sanctuary					416	2.1

*The Rating Score is the weighted average calculated by dividing the sum of all weighted ratings by the number of total responses.

*** (Continuation of #8)**

1 = Not Important, 2 = Somewhat Important, 3 = Important, 4 = Very Important/Essential








Answer	1	2	3	4	Number of Response(s)	Rating Score*
Sanitizer available at entrances/exits					444	3.2
No "Stand and Greet" during service, even without touching					444	2.7
Prop doors open to avoid touching handles					444	3.0
No paper (including Worship Bulletin) distributed by any method					444	2.3
Set-up one-way foot traffic for entering and exiting the Sanctuary					444	2.5

*The Rating Score is the weighted average calculated by dividing the sum of all weighted ratings by the number of total responses.










Reflecting on Questions #8 & #9, do you have any other idea(s)?

194 Response(s)





* When we return to in-person worship services, what is the maximum attendance level at which you would feel comfortable (using the entire Sanctuary)?

Answer	0%	100%	Number of Response(s)	Response Ratio
0% (no in-person services)			13	2.8 %
20%			14	3.0 %
40%			120	26.1 %
60%			216	47.0 %
80%			46	10.0 %
100% (every seat)			37	8.0 %
No Response(s)			13	2.8 %
Totals			459	100%

* Please check any precautions you will personally be taking when returning to worship:

Answer	0%	100%	Number of Response(s)	Response Ratio
I will wear a face mask			299	66.1 %
I will avoid shaking hands			392	86.7 %
I will avoid any physical contact			362	80.0 %
I will bring hand sanitizer			275	60.8 %
I will avoid the restrooms			158	34.9 %
I will stand and sit 6 feet from non-family members			324	71.6 %
I will wear gloves			39	8.6 %
None of these			27	5.9 %
Other			27	5.9 %
Totals			452	100%

* If we offered a limited number of worship services during an interim period, would you be willing to attend a service at a time that is different than your usual service?

Answer	0%	100%	Number of Response(s)	Response Ratio
Yes			305	66.4 %
No			33	7.1 %
Unsure			113	24.6 %
No Response(s)			8	1.7 %
Totals			459	100%

* Beyond online worship services, please check any of the following that have helped you feel connected to Gold Canyon UMC during the stay-at-home order:

Answer	0%	100%	Number of Response(s)	Response Ratio
Pastor Fred's weekly email and Sunday Worship Bulletin	<div><div></div></div>		339	77.9 %
My small group via ZOOM	<div><div></div></div>		83	19.0 %
Facebook posts / discussions	<div><div></div></div>		64	14.7 %
Pastoral reflections and devotions on Facebook	<div><div></div></div>		61	14.0 %
Mission projects / Community service	<div><div></div></div>		34	7.8 %
Pastoral Care / counseling	<div><div></div></div>		18	4.1 %
A phone call from a church member	<div><div></div></div>		92	21.1 %
An email from a church member	<div><div></div></div>		72	16.5 %
A postcard / letter from the church	<div><div></div></div>		24	5.5 %
Opportunities to serve in the community	<div><div></div></div>		34	7.8 %
Other	<div><div></div></div>		45	10.3 %
Totals			435	100%

* How strictly have you complied with the "Stay-At-Home" orders?

Answer	0%	100%	Number of Response(s)	Response Ratio
Strictly (leaving home only when absolutely necessary)	<div><div></div></div>		213	46.4 %
Most of the time	<div><div></div></div>		189	41.1 %
Some of the time	<div><div></div></div>		43	9.3 %
Not at all (traveling freely)	<div><div></div></div>		11	2.3 %
No Response(s)			3	<1 %
Totals			459	100%






* To the best of your knowledge, have you been infected with COVID-19?

Answer	0%	100%	Number of Response(s)	Response Ratio
No, I have not had any symptoms and/or I tested negative	<div><div></div></div>		439	96.0 %
I had a "suspected" case, which was not confirmed	<div><div></div></div>		9	1.9 %
Yes, I have tested positive for COVID-19			1	<1 %
Other	<div><div></div></div>		10	2.1 %
Totals			457	100%

Do you consider yourself or someone in your home to be in one of the "high-risk" categories for COVID-19 (e.g., older adults, and those with underlying health conditions, such as diabetes, lung disease, or heart disease)?

Heart disease?				
Answer	0%	100%	Number of Response(s)	Response Ratio
Yes	<div><div></div></div>		338	73.6 %
No	<div><div></div></div>		118	25.7 %
No Response(s)			3	<1 %
Totals			459	100%

*What is your age range?

What is your age range?				
Answer	0%	100%	Number of Response(s)	Response Ratio
Under 18			1	<1 %
18-24			0	0.0 %
25-34			0	0.0 %
35-44			5	1.0 %
45-54			6	1.3 %
55-64			43	9.3 %
65-74			178	38.8 %
75+			242	52.8 %
Totals			458	100%

Is there anything else you would like to share about Gold Canyon UMC's handling of the COVID-19 pandemic?

239 Response(s)